

FOSSIL STONE

SASSO



Sabbia Gemma Giant Lappato Antique Rett. 60x120 - 23⁵/₈" x 47¹/₄"
Sabbia Gemma Fine, Sabbia Gemma Giant Naturale R10 Rett. 120x278 - 47¹/₄" x 109⁷/₁₆"



Greige Gemma Giant, Greige Gemma Fine Silktech R10 Rett. 60x120 - 23^{5/8}"x47^{1/4}"
Onde Greige Silktech R10 Rett. 60x120 - 23^{5/8}"x47^{1/4}"

SALE

Gemma Giant

Gemma Fine

Onde

SABBIA

GREIGE

BASALTO



FOSSIL STONE

COLOURS AND SIZES

6,5 mm.



GEMMA GIANT

Naturale R10 Rett.
120x278 - 47^{1/4}"x109^{7/16}"
Sale
Sabbia
4 patterns

GEMMA FINE

Naturale R10 Rett.
120x278 - 47^{1/4}"x109^{7/16}"
Sale
Sabbia
4 patterns

9 mm.



GEMMA GIANT

Silktech R10 Rett.
120x120 - 47^{1/4}"x47^{1/4}"
Sale
Sabbia
8 patterns

Lappato Antique Rett.
120x120 - 47^{1/4}"x47^{1/4}"
Sale
Sabbia
8 patterns

GEMMA FINE

Silktech R10 Rett.
120x120 - 47^{1/4}"x47^{1/4}"
Sale
Sabbia
Greige
Basalto
8 patterns

Silktech Plus R11 Rett.
Sale
Sabbia
8 patterns




Silktech R10 Rett.
60x120 - 23^{5/8}"x47^{1/4}"
Sale
Sabbia
Greige
Basalto
14 patterns

Lappato Antique Rett.
60x120 - 23^{5/8}"x47^{1/4}"
Sale
Sabbia
14 patterns


Silktech R10 Rett.
60x120 - 23^{5/8}"x47^{1/4}"
Sale
Sabbia
Greige
Basalto
12 patterns

Silktech Plus R11 Rett.
Sale
Sabbia
Greige
Basalto
12 patterns



Silktech R10 Rett.
60x60 - 23^{5/8}"x23^{5/8}"
Sale
Sabbia
Greige
Basalto
28 patterns

Silktech R10 Rett.
60x60 - 23^{5/8}"x23^{5/8}"
Sale
Sabbia
Greige
Basalto
24 patterns



Silktech R10 Rett.
30x60 - 11^{13/16}"x23^{5/8}"
Sale
Sabbia
Greige
Basalto
56 patterns

Silktech R10 Rett.
30x60 - 11^{13/16}"x23^{5/8}"
Sale
Sabbia
Greige
Basalto
48 patterns

20MM



Naturale R11 Rett.
60x120 - 23^{5/8}"x47^{1/4}"
Sabbia
Greige
12 patterns



The Silktech technology combines excellent anti-slip performances with a ceramic surface that's silky to the touch.

Laying with a 2 mm-joint is recommended.
Check the colour matching between different sizes.



FOSSIL STONE

DECORS

9 mm. ONDE GEMMA FINE Silktech R10 Rett.




60x120 - 23^{5/8}"x47^{1/4}"
Onde Sale



60x120 - 23^{5/8}"x47^{1/4}"
Onde Sabbia




60x120 - 23^{5/8}"x47^{1/4}"
Onde Greige



60x120 - 23^{5/8}"x47^{1/4}"
Onde Basalto

MOSAICO GEMMA GIANT 5x5* Silktech R10


Tessera - Chip 4,8x4,8 - 1^{7/8}"x1^{7/8}"



30x30 - 11^{13/16}"x11^{13/16}"
Sale



30x30 - 11^{13/16}"x11^{13/16}"
Sabbia



30x30 - 11^{13/16}"x11^{13/16}"
Greige



30x30 - 11^{13/16}"x11^{13/16}"
Basalto

MOSAICO GEMMA FINE 5x5* Silktech R10

Tessera - Chip 4,8x4,8 - 1^{7/8}"x1^{7/8}"



30x30 - 11^{13/16}"x11^{13/16}"
Sale



30x30 - 11^{13/16}"x11^{13/16}"
Sabbia



30x30 - 11^{13/16}"x11^{13/16}"
Greige



30x30 - 11^{13/16}"x11^{13/16}"
Basalto

* On fibre mesh backing



FOSSIL STONE

TRIMS

GEMMA GIANT	Size	Sale	Sabbia	Greige	Basalto
Skirting	Silktech R10 Rett. 7x60 - 2 ^{3/4} "x23 ^{5/8} " Pcs. Box 16 - LM x Box 9,60	•	•	•	•
Step	Silktech R10 Rett. 33x120x3,2x3,2 12 ^{15/16} "x47 ^{1/4} "x1 ^{1/4} "x1 ^{1/4} " Pcs. Box 2 - LM x Box 2,40	•	•	•	•
Corner Tile Right Left	Silktech R10 Rett. 33x120x3,2x3,2 12 ^{15/16} "x47 ^{1/4} "x1 ^{1/4} "x1 ^{1/4} " Pcs. Box 1 - LM x Box 1,20	On request			

GEMMA FINE	Size	Sale	Sabbia	Greige	Basalto
Battiscopa - Skirting	Silktech R10 Rett. 7x60 - 2 ^{3/4} "x23 ^{5/8} " Pcs. Box 16 - LM x Box 9,60	•	•	•	•
Gradone - Step	Silktech R10 Rett. 33x120x3,2x3,2 12 ^{15/16} "x47 ^{1/4} "x1 ^{1/4} "x1 ^{1/4} " Pcs. Box 2 - LM x Box 2,40	•	•	•	•
Angolare Dx Sx Corner Tile Right Left	Silktech R10 Rett. 33x120x3,2x3,2 12 ^{15/16} "x47 ^{1/4} "x1 ^{1/4} "x1 ^{1/4} " Pcs. Box 1 - LM x Box 1,20	On request			

20mm trims available on request
Trims within the scope of EN 14411:2016 have the same surface characteristics as the relative plain tiles.

PACKING AND WEIGHT

Size cm	Thickness mm	Pieces x Sqm	Pieces x Box	Sqm x Box	Weight x Box Kg	Boxes x Pal.	Sqm x Pal.	Weight x Pal. Kg
120x278 Natural R10	6,5	0,30	1	3,336	50,04	vedi sotto - see below		
120x120 Silktech R10 - Silktech Plus R11 Lappato Antique	9	0,69	1	1,440	30,24	36	51,84	1089
60x120 Silktech R10 - Silktech Plus R11 Lappato Antique	9	1,39	2	1,440	30,24	36	51,84	1089
60x60 Silktech R10	9	2,78	3	1,080	22,68	40	43,20	907
30x60 Silktech R10	9	5,56	6	1,080	22,68	48	51,84	1089
60x120 Onde Silktech R10	9	1,39	2	1,440	30,24	30	43,20	907
30x30 Mosaico 5X5 Silktech R10	9	11,11	5	0,450	8,73	60	27,00	524
60x120 20MM Naturale R11	20	1,39	1	0,720	33,12	36	25,92	1192

Slabs 120x278

Item	Size cm	No. of Slabs	Sqm per Pack	Weight of Packaging Kg	Weight of Packaging + Slabs Kg
Crate	137x292x29h	5	16,68	107	357,20
	137x292x42h	18	60,05	145	1045,72
A-Frame	75x290x160h	40	133,44	180	2181,60



FOSSIL STONE

Porcelain Tiles
ISO 13006 Annex G - UNI EN 14411 Annex G - Bla UGL
ANSI A137.1 - CLASS P1



TECHNICAL FEATURES	STANDARD	VALUE				
WATER ABSORPTION	UNI EN ISO 10545/3	Conforme				
	ASTM C373	Compliant				
MODULUS OF RUPTURE	SPESSORE	6,5 mm	9 mm	20MM		
	UNI EN ISO 10545/4	≥ 35 N/mm ²	≥ 45 N/mm ²	≥ 45 N/mm ²		
BREAKING STRENGTH	UNI EN ISO 10545/4	≥ 700 N	≥ 2000 N	≥ 12000 N		
	ASTM C648	≥ 175 lbf	≥ 400 lbf	≥ 2500 lbf		
FROST RESISTANCE	UNI EN ISO 10545/12	Conforme				
	ASTM C1026	Unaffected				
CHEMICAL RESISTANCE TO HIGH AND LOW ACID AND BASIC CONCENTRATIONS	UNI EN ISO 10545/13	A - LA - HA				
	ASTM C650	Unaffected				
STAIN RESISTANCE	UNI EN ISO 10545/14	5				
	ASTM C1378	Class A				
SLIP RESISTANCE		NATURALE	LAPPATO ANTIQUE	SILKTECH	SILKTECH PLUS	20MM
	DIN EN 16165 Annex B	R10	-	R10	R11	R11
	DIN EN 16165 Annex A	B (A+B)	-	B (A+B)	B (A+B)	C (A+B+C)
	ANSI A326.3:2017 DCOF	WET ≥ 0,50	-	WET ≥ 0,50	WET ≥ 0,65	WET ≥ 0,65
	B.C.R.A. D.M. N. 236 14/6/89	> 0,40	-	> 0,40	> 0,40	> 0,40
	AS 4586-2013 Anexo A	P2	-	P3	P4	P4
	BS 7976-2: 2002 BSEN13036-4:2011 Pendulum testers	< 36 Moderate Slip potential Slider 96	-	> 36 Low Slip potential Both sliders	> 36 Low Slip potential Both sliders	> 36 Low Slip potential Both sliders
	UNE 41901:2017 EX DB SUA (actual)	-	-	2	3	3



PRODUCT CERTIFIED FOR LOW CHEMICAL EMISSIONS: UL.COM/CG UL 2818




放射性水平平类



25% 20MM
15% 9,5 mm
0% 6,5 mm

valori medi - average values



Colours and optical features of the materials illustrated in this catalogue are to be regarded as mere indications. Product sizes indicated are nominal and like weights and colours undergo the typical variations of the ceramic process. The manufacturer reserves the right to change the technical and optical features of the materials illustrated at any time and without notice. These features are not legally binding.

SURFACE STATEMENTS

www.surfacestatements.com

Basalto Gemma Giant Silktech R10 Rett. 60x120 - 23^{5/8} x 47^{1/4}"

FOSSIL STONE



SASSO